

WHERE THE WILD THINGS ARE



STORY AND PICTURES BY MAURICE SENDAK

- Read "Where the Wild Things Are" or listen to the story on youtube <https://www.youtube.com/watch?v=2bptuYPvfgk>
- How many of these questions can you answer?
 1. Why was Max sent to bed without his supper?
 2. Why is "BE STILL" in capital letters?
 3. What did Max cry?
 4. When Max felt lonely, where did he want to be?
 5. Did the Wild Things want Max to leave? Why?
 6. What did the wild things do with their eyes?
 7. Where did Max go at the end of the story?
 8. Did you like the story? Why or why not?
 9. Would you like to live where the wild things are? Why or why not?
 10. Have you ever done something mischievous, like Max?!

Primary English - Tuesday

- Recap the story of "Where the Wild Things Are" - what can you remember from it? On scrap pieces of paper, write down something that happens in the story. Can you put these in the correct chronological order?
- Complete the Book Review for "Where the Wild Things Are"



Name _____ Date _____

Where the Wild Things Are

What is the setting?

Who is the main character?

What happens first?

What happens next?

What happens last?

Rate the book
out of 10



Primary English - Wednesday

- Create your own Wild Thing. This could be done any way you wish (e.g. a drawing, a Playdoh sculpture or a model). You could use Maurice Sendak's illustrations to help you or create one of your own!



- Now write a description of your Wild Thing - think about his/her appearance and personality. If you could either label your work or write a descriptive paragraph.
- Use the word bank, if needed.

Character Description



happy



angry



ugly



beautiful



tall



small



scary



wicked



handsome



strange



colourful



silly

caring

rude

friendly

sly

evil

clever

kind

honest

nasty

gently

pretty

cross

grumpy

horrible

brave

shy

mean

noble

polite

wise

calm

bold

helpful

smart

furious

cunning

unkind

cruel

charming

clumsy

odd

bored

young

old

nervous

lazy

Primary English - Thursday

- Use the link to discuss the meaning of a verb.
<https://www.bbc.co.uk/bitesize/topics/zrqqtfr/articles/zpxhdxs>
- Complete the worksheet below.

A verb is an action or doing word.

Here are some words found in "Where the Wild Things Are" - colour in all the verbs.

| | | | |
|------------|--------|-------|----------|
| eat | Max | stare | lonely |
| wild | roar | vines | terrible |
| sail | claws | grew | roll |
| yellow | gnash | weeks | tumble |
| frightened | forest | cry | boat |

Choose 3 of the verbs that you have coloured in. Can you put them into a sentence?

E.g. **step** - Max will *step* onto his big red boat.

1.

2.

3.

Primary English - Friday

1. Read through the Sounds on the Sound Card. Once it becomes a little too tricky, stop and practice reading those that you struggled with.
2. Phonic Bingo; focus on the set of sounds you need to practice. Ask an adult/partner to read out a sound from the sound card - can you cross off the correct grapheme?
3. Read and Roll Game; Name the Wild Thing.
Roll a dice to name each of the Wild Things - make sure you read the name carefully using your phonic knowledge!
NB: There is a grid for Set 1, 2 and 3 sounds - choose whichever set you need to practice the most!

Extension: Why not try to write some of your own 'Wild Thing' names using the graphemes on your sound card?

Speed Sounds Set 1

| | | | | |
|--|---|---|--|---|
| m  | a  | s  | d  | t  |
| i  | n  | p  | g  | o  |
| c  | k  | u  | b  | f  |
| e  | l  | h  | sh  | r  |
| j  | v  | y  | w  | th  |
| z  | ch  | qu  | x  | ng nk |

Speed Sounds Set 2













| | | | | |
|---|--|--|---|--|
| ay  may I play? | ee  what can you see? | igh  fly high | ow  blow the snow | oo  poo at the zoo |
| oo  look at a book | ar  start the car | or  shut the door | air  that's not fair | ir  whirl and twirl |

Speed Sounds Set 3

| | | | | |
|--|---|--|--|--|
| ea  cup of tea | oi  spoil the boy | ou  shout it out | oy  toy to enjoy | |
| a-e  make a cake | i-e  nice smile | o-e  phone home | u-e  huge brute | aw  yawn at dawn |
| are  care and share | ur  nurse with a purse | er  a better letter | ow  brown cow | ai  snail in the rain |
| oa  goat in a boat | ew  chew the stew | ire  fire, fire! | ear  hear with your ear | ure  sure it's pure |













Set 1: Name the Wild Thing

Roll the dice for each of these Wild Things - the number you roll will tell you his/her name!

| | | | | | | |
|---|---|---|---|---|--|---|
| |  |  |  |  |  |  |
|  | delg | mab | shob | hivl | quin | juft |
|  | ting | chak | gop | zip | vish | shimp |
|  | rax | bolp | wemp | roft | zank | thup |
|  | squim | chol | nak | gom | neng | zeb |
|  | dov | pog | pasp | shem | wong | jimp |
|  | omp | ilt | ush | nang | biz | riv |

Set 2: Name the Wild Thing

Roll the dice for each of these Wild Things - the number you roll will tell you his/her name!

| | | | | | | |
|---|---|---|---|--|---|---|
| |  |  |  |  |  |  |
|  | dealg | moib | shabe | chove | quine | jute |
|  | thare | chaw | gurp | zerp | owsh | shail |
|  | roax | vlew | zire | plear | vure | theap |
|  | quoim | chale | nome | gime | nune | zaw |
|  | vare | purng | hernk | owk | laing | oimp |
|  | oalp | frew | chire | thear | bure | vaib |