

Wednesday the 15th Primary Homework









Maths

We are going to continue working on estimating. Remember this is just having a sensible guess. Please complete this sheet, estimating first and then counting to check.

There are two sheets. If you are good at estimating within 5, you might like to have a go at estimating within 10:


Standard

Estimating the Set

| | |
|-------------------------------------------------------------------------------------|--------------------------------------------------------------------------------------|
| Estimate <input type="text"/> | Estimate <input type="text"/> |
|  |  |
| <input type="text"/> Count | <input type="text"/> Count |
| Estimate <input type="text"/> | Estimate <input type="text"/> |
|  |  |
| <input type="text"/> Count | <input type="text"/> Count |
| Estimate <input type="text"/> | Estimate <input type="text"/> |
|  |  |
| <input type="text"/> Count | <input type="text"/> Count |
| Estimate <input type="text"/> | Estimate <input type="text"/> |
|  |  |
| <input type="text"/> Count | <input type="text"/> Count |


Estimating the Set

Estimate




Count

Estimate




Count

Estimate




Count

Estimate




Count

Estimate




Count

Estimate




Count

Estimate



Count

Estimate



Count

English Please see Pets Writing Sheet

Can you choose one of the pets from the pets writing sheet. Can you describe the pet? There is no need to print, you can do as many as you like. Or you could write about your own pet.

Topic

Using your sense of taste - Make porridge for Goldilocks and separate it into 5 small bowls. Put 5 different things in, e.g., strawberries, jam, ketchup, syrup, oranges. Discuss which one tastes the nicest and why. Were there any that you didn't like? If you don't have any porridge, don't worry, you could choose some different things to taste.



Wellbeing


This week we have been focusing on Goldilocks

Please look at the picture and discuss how Baby Bear would be feeling. It is important that children recognise other people's emotions.



Colouring is a really good activity for our well-being because it helps us feel calm.

Please colour these Goldilocks pictures or any other colouring pictures that you have at home:



Summer Holiday Code Breaker

Solve the calculations and use the code breaker to spell out the summer-themed words.

| a | b | c | d | e | f | g | h | i | j | k | l | m |
|---|----|----|---|----|----|----|---|----|---|----|----|---|
| 6 | 15 | 21 | 5 | 13 | 24 | 18 | 7 | 12 | 1 | 25 | 19 | 9 |

| n | o | p | q | r | s | t | u | v | w | x | y | z |
|----|----|----|----|---|----|----|---|----|---|----|----|---|
| 22 | 16 | 11 | 26 | 2 | 17 | 20 | 3 | 10 | 8 | 14 | 23 | 4 |

| | Answer | Letter |
|---------------|--------|--------|
| 3×5 | | |
| $30 + 10$ | | |
| $30 - 9$ | | |
| 5×5 | | |
| $5 + 8$ | | |
| 10×2 | | |

| | Answer | Letter |
|-------------|--------|--------|
| $20 - 13$ | | |
| $12 \div 2$ | | |
| $9 + 11$ | | |

| | Answer | Letter |
|--------------|--------|--------|
| $30 - 10$ | | |
| 2×8 | | |
| $5 + 3$ | | |
| $20 - 7$ | | |
| $15 + 4$ | | |

| | Answer | Letter |
|---------------|--------|--------|
| $20 - 3$ | | |
| $2 + 1$ | | |
| 11×2 | | |
| $15 + 6$ | | |
| $20 - 18$ | | |
| $7 + 6$ | | |
| $4 + 2$ | | |
| $20 - 11$ | | |

Wednesday the 15th Secondary Homework

Maths Can you break the code to spell out the summer themed words? You will need to solve the number sentences to find them!

You can print the sheet or write down the number sentence, answer and letter on paper.

Self care guide - see attached or make your own version. It's important to stay positive so we need to encourage ourselves to have positive thoughts.

- What things make you happy?
- What books do you plan to read?
- What are your plans for the future?

My Self-Care Guide

Things That Make Me Happy!



Places Or Things To Draw...



Travel Plans



My Future Plans

Five horizontal lines for writing, located within the 'My Future Plans' section.

Books To Read...



twinkl

Drawing texture using line and tone

On paper, experiment drawing different textures with different pencils.



Hatching



Contour Hatching



Cross Hatching



Random Hatching



Stippling



Ink Wash

Art Watch
the clip
first See
attached
sheet

<https://www.bbc.co.uk/bitesize/clips/zxyxfg8>



Can you experiment with texture in shape? See attached task. You will need to use pencil for this task.

Shading Circles

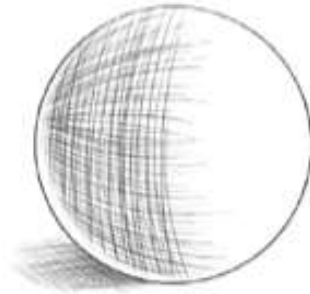
Experiment drawing different textures with different pencils. Look at the examples below and see if you can replicate them.



Hatching





Contour Hatching




Crosshatching



Random Hatching



Stippling



Ink Wash

