




























Wednesday 24 June 2020

Hello everyone,

Primary


Can you name each of these things? The first column has things with the sound **ai** in them, the second column has the **ay** sound, and the last words have **a** in the middle with **e** at the end.

ai		ay		a-e	
					
					
					
					
					
					
					
					
					

English, secondary


Here are two posters about life at the beach. Read them and answer the questions below.

Sun, Sea and Beach Safety




The Sun

- Never look up at the sun.
- Always wear sunglasses, suncream and a hat.
- Always stay in the shade between 11am and 3pm.
- Keep a t-shirt on. Cover your shoulders.
- Drink lots of water.




The Sea


There are some creatures to be careful around like:




jellyfish




stingrays




mussels



clams



coral



A cartoon illustration of a beach scene. In the foreground, a man wearing a red hat, sunglasses, a blue t-shirt, and green shorts stands with his hands on his hips, looking out at the sea. In the background, three people are playing beach volleyball on the sand. A pink golf cart is parked nearby. In the bottom right corner, a woman in a white bikini and hat is sunbathing on a towel.

Sun, Sea and Beach Safety

The Beach



Lifeguards patrol beaches. The RNLI means Royal National Lifeboat Institution. Their lifeguards help many people. Stay safe on the beach:

- Swim where it is safe.
- Make sure you can swim.
- Always have an adult with you.
- Watch the weather.
- Wear the proper clothing when playing water sports.
- Shout for help and hold your hand in the air if in trouble
- If you ever see someone else in trouble - get a lifeguard or tell an adult.
- Ask adults if it's safe and look at safety flags.

Bathing Flag

The area is watched by lifeguards. Between two of these flags is a safe place to swim and use a bodyboard.



Surfing Flag

The area is safe for water activities like surfboarding and kayaking, but not safe for swimming or bodyboarding.



Danger Flag

Danger! NEVER enter the water when you see this flag.



Orange Windsock

Dangerous wind conditions. Never use an inflatable like a rubber ring or dinghy - you could get swept out to sea.



Flags at the Beach

① Name something you can do to protect your eyes.

② What should you drink lots of?

③ Name two creatures that you should be careful around in the sea.

④ Who patrols the beaches?


⑤ What do they do?

⑥ What should you wear when playing water sports?

Religious Education (RE)

People from different religions have special places where they come together. Can you cut out the pictures (or just write the name) of the places and put them with their religion. (You may have to do some research.)

Christianity	Islam	Buddhism	Judaism	Hinduism	Sikhism



Take care,

Mr Robson

#teamepinay